

# Leader's Guide

WWW.HOPEINTHELORD.ORG  
PRESENTS

A JENNIFER MAUCH BROWN STUDY



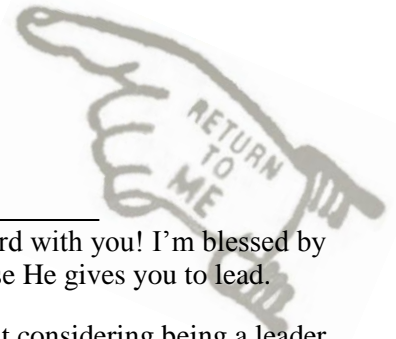
ANSWERING GOD'S BECKONING CALL

---

EZRA NEHEMIAH HAGGAI ZECHARIAH

---

# WELCOME, LEADERS!



I am so glad you are here, and grateful for the opportunity to study God's Word with you! I'm blessed by your obedience to serve God in this way and your willingness to shepherd those He gives you to lead.

If you have this Leaders Guide in your hands, it must mean that you are at least considering being a leader for this study. I praise God for that and pray that He will show you exactly where He is calling you to serve. I pray that this guide will help you prepare for your role and give you confidence as you move forward.

If you have already heard and obeyed God's call to be a leader, I want to thank you. I praise God for your willingness to serve Him and be used by Him. I know there are a lot of things vying for your time and that it's not always easy to be a servant, but I am certain you will be blessed for the time that you dedicate to helping your study group grow in the Lord and in relationship with each other.

Know that the Lord WILL provide everything you need. He will stretch your time and bless you and your family greatly for this service. I pray that He will give you a glimpse of the great works He is doing through you.

Leading a study can be a tough job. I know that when I have led small groups, I have felt very incompetent. It was probably because I was too focused on what the women thought about me instead of being focused on God! Just do your best and trust God to provide. Be kind, compassionate, honest, prepared, and prayerful. And, be yourself.

Because your time is valuable, I'm going to keep this guide as short as I possibly can, so let's get started!

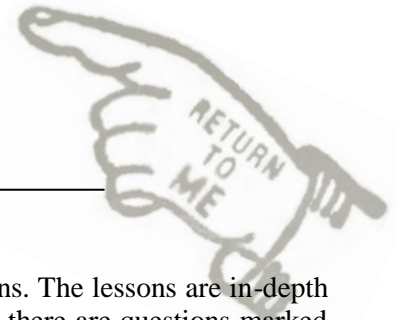
*May the God of peace, who through the blood of the eternal covenant brought back from the dead our Lord Jesus, that great Shepherd of the sheep, equip you with everything good for doing his will, and may he work in us what is pleasing to him, through Jesus Christ, to whom be glory forever and ever. Amen. Hebrews 13:20-21*

---

## A Very Important Note

There are special instructions for several weeks, including the first week. Be sure to read the "Special Instructions" part of this guide.

# STUDY LAYOUT



## About the Workbook

The workbook is divided into ten weeks. Each week contains five daily lessons. The lessons are in-depth and will take approximately 30-45 minutes to complete. In each daily lesson, there are questions marked with a small arrow (◄), typically two questions per day. These are the questions designated as discussion questions for your group time. You can use these questions or choose your own.

## About the DVD

For this study, the DVD comes before the discussion group time. The video portions typically runs between 60 and 65 minutes, with the exception of Lesson Nine, which is 93 minutes and discussed in the Special Instructions session. The exact lengths of the DVD lessons are below and on the DVD case. The DVD teaching covers the scripture the participants have just spent the week studying.

## A Typical Study Schedule

This is just a basic schedule that might be helpful.

### Before the study:

- 2-4 months prior: Pray for and recruit leaders and child care helpers
- 1-2 months prior: Bulletin announcements, posters, flyers, mailers, newspaper notices  
Distribute leader's guides and ask leaders to start praying  
Start registration
- 1-2 weeks prior: Assign groups  
Meet with the leadership team to pray, review materials, hand out books

### During the study:

Week	Special Instructions	DVD Time	Discussion Time	Assignment
1	X	Introduction (58 min)	Introductions, Prologue	Complete Lesson 1
2		Lesson 1 (59 min)	Lesson 1	Complete Lesson 2
3		Lesson 2 (61 min)	Lesson 2	Complete Lesson 3
4		Lesson 3 (62 min)	Lesson 3	Complete Lesson 4
5		Lesson 4 (62 min)	Lesson 4	Complete Lesson 5
6		Lesson 5 (63 min)	Lesson 5	Complete Lesson 6
7		Lesson 6 (66 min)	Lesson 6	Complete Lesson 7
8	X	Lesson 7 (57 min)	Lesson 7	Complete Lesson 8
9	X	Lesson 8 (62 min)	Lesson 8	Complete Lesson 9
10	X	Lesson 9 (93 min)	Lesson 9	Complete Lesson 10
11	X	Lesson 10 (49 min)	Lesson 10	None

Some groups end with a potluck fellowship and offer an open microphone or discussion time for the ladies to share how the study has affected them. Some also take a week off to meet in homes for

fellowship in the middle of the study. These are great options to encourage group bonding and friendships.

## A Typical Meeting Schedule

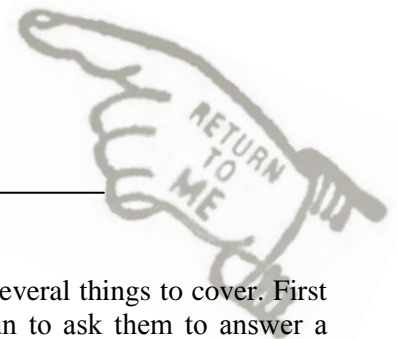
This is a basic schedule for a two hour study. I strongly encourage you to be timely. Start on time; end on time. Most women will appreciate this and the late-arrivers will usually adapt their schedule to arrive on time. This sample schedule uses a 9:00 start time as an example. Because of the length of the DVD lessons, it's recommended that you do this study with two hour sessions.

### Sample Schedule:

<u>Start</u>	<u>Stop</u>	<u>Activity</u>
8:45	8:55	Leader prayer meeting
9:00	9:10	Welcome, announcements, opening prayer, possibly a song or two
9:10	10:15	DVD Viewing
10:15	11:00	Discussion Group

The DVD contains both an opening and closing prayer.

# SPECIAL INSTRUCTIONS



## Week One - Introduction DVD

After you watch the DVD and go into your group discussion time there are several things to cover. First introduce yourself. Then have the participants introduce themselves. It's fun to ask them to answer a question in their introduction such as what they are hoping to get out of the study.

During this time please point out the Author's Note and Introduction to them and then read the Prologue on pages 6 and 7 of the Workbook together.

Here are some additional items to cover the first week:

- There are five daily lessons to complete each week. The goal is to develop the habit of daily prayer and study. The lessons are not short, so don't wait until the night before to do them all.
- If you don't get your entire lesson done, we still want you to come to study.
- The questions marked with arrows (◄) will be used for group discussion.
- If you go outside of the referenced scripture for an answer, be sure to note the scripture address (book, chapter, verse) so you can share it with the group.
- This study was written using the 1984NIV version of the Bible. They should feel free to use the version of their choice, but the wording will differ in some places.
- Don't use commentaries or read ahead in the workbook to answer the questions. When you're doing your lesson, let God and His Word speak to you. Don't worry about right or wrong. After you have completed your lesson, feel free to explore commentaries.
- What is discussed in Bible study is confidential.
- We will be respectful of each other in Bible study and encourage each other.
- Don't be afraid to be real here.

### **Week 8: Lesson 7 DVD**

This DVD session ends in an unlimited time of personal prayer with each of the ladies seeking God in a private place and in their own way. Some will be done in a few minutes, some might take the entire hour. Please preview the end of the DVD so you can plan accordingly and amend any instructions as necessary.

### **Week 9: Lesson 8 DVD**

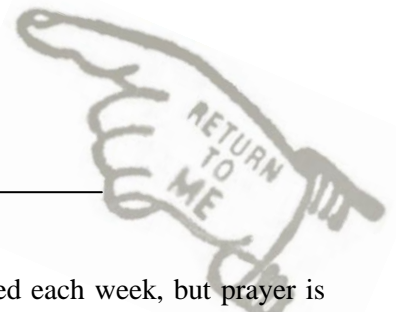
This DVD session ends with instructions for a time of group prayer at the beginning of discussion group. Please preview the end of the DVD so you can plan accordingly and amend any instructions as necessary.

### **Week 10: Lesson 9 DVD**

This DVD session is a reading of the Gospel of Mark. It ends with 10 minutes of personal prayer, followed by group prayer in the discussion group. I give instructions for the women to, at some point during their 10 minutes of personal prayer, go to a place in the room where you have provided bread and juice. I explain that it is plain, leavened bread, and that it is unfermented wine, which we call grape juice. I ask them to do this in remembrance of what Jesus has done for us. It is not called communion and done in a way that should allow you to participate without breaking any of your church's regulations about communion. Please preview the end of the DVD so you can plan accordingly and amend any instructions as necessary.

## **LEADER INFORMATION**

---



### **Prayer: The most important component**

Yes, it is important that you do your lesson and come to Bible study prepared each week, but prayer is every bit as important. I have participated in Bible studies that fell apart and Bible studies that God used to greatly transform lives. The difference that I could see was the presence or absence of prayer.

God already knows what you need, from a meeting time and place, to childcare workers, to how to temper the woman who takes over the group while, at the same time, encouraging the quiet woman to speak. He already knows everything you will encounter and He has a plan. As a leader, this is an incredible opportunity for you to build your trust in God and see how abundantly He provides for every need you have.

Start praying now. Pray for all your needs and watch to see how God is answering your prayers. If you are the class leader, commit to praying for your group leaders daily, by name. If you are a group leader, commit to praying for your ladies daily, by name. Ask your childcare workers to pray for the children daily, by name, also. You will be amazed at His guidance and provision. Be specific in your prayers. Pray for bonding and for each woman to find a friend in the group.

Pray for the quiet women to be more willing to share and the talkative women to be more willing to listen. Pray for the roads to be clear and for the women to attend. Pray for healthy leaders. Pray for salvation and break-through. Pray for the DVD player to work. Pray for everything!

### **Preparation & Organization**

It's important for you, as a leader to have your lesson completed and to come prepared. This study has longer lessons, so you'll need to set aside time each day to do the daily lesson.

After you've completed your lesson, decide which questions you will use. The arrow (◀) questions are marked for group discussion, but there might be others that you feel led to discuss. Use a highlighter to mark the questions in your book so you can quickly find them. Determine how much time you want to spend on each question and how many women you want to answer so you will be able to get through all the questions in your allotted discussion time.

## **Guiding Your Group**

You are in a unique position to guide and encourage these women. Focus on building relationships with them. When they're gone, give them a call to see if they need anything. Some leaders will have all the ladies sign a card to be mailed to an absent member.

On the outside, we women are great at putting on a smiling face and "I'm fine" mask. But many of the women in your group are going to be dealing with insecurities that will threaten to keep them from the study. My heart has broken at some of the reasons why women have dropped out of studies I've attended: some believe they are unworthy to do Bible study, others worry that they don't know enough, some let shame of marital or family problems keep them away.

Encourage your ladies to attend each week. Open your welcoming arms to let them know that their presence is a blessing, even if their lesson isn't done, even if they happen to be sinners like the rest of us, even if their life is upside down. I believe the women who are not attending just might be the ones who most need to attend.

In guiding your group discussion time, don't be afraid to call on people for answers. Each week, mark a few of the discussion questions that aren't personal and use them to call on the quiet ladies.

My final advice comes on fragile ground, so I'm praying the heart of what I am saying will be communicated here: Job's friends are a great example of the damage done when we mix our opinions with God's truth and present it all as truth. Keep your ears open for "I think" statements by the ladies about the Lord or His Word. We want them to learn to rely less on "I think" and more on "the Bible says." That is a delicate thing to encourage and correct at the same time.

Pray for God to show you how to redirect those conversations from opinions and false truths to the truth of God, both each morning before study and again even as you hear false truth. You will be amazed at how He provides the words you need. Sometimes it won't feel like they were the correct words, but you can trust Him to work in them. I'm talking about statements that directly oppose the Word of God; we don't want to get into arguments over general beliefs. A great way to handle this is to encourage them to give scriptural references with their answers.

## **What Matters Most**

The most significant thing that this study can do is lead women to Christ or deepen their relationship with Him. The message of salvation is woven throughout this study. Please be sure that you read "What Matters Most" in Appendix A of the workbook and that you are prepared to assist others in choosing Jesus Christ as their Lord and Savior. And, when that happens, please email me or encourage the ladies to email me so we can all celebrate together! My email address is [jennifer@hopeintheLord.org](mailto:jennifer@hopeintheLord.org).

## **Thank You, Ladies!**

I pray that you have a grand time during this study. I pray that you are stretched and strengthened and Spirit-filled. Our God is good and I join you in praising Him now for what He is going to do through you... Amen.